



SCIENCE LESSON


with Miss Esparza






Welcome!

Hey all you cool cats and kittens! Are you excited for a fun learning session?



Make sure you have the following before we start:

- Crayons or Colored Pencils
- Drawing paper
- A pencil



Vocab Words

- **Habitat-** An environment where an organism lives throughout the year or for shorter periods of time.
- **Camouflage-** A tactic that organisms use to disguise their appearance, usually to blend in with their surroundings.
- **Forest-** An ecosystem filled with trees and underbrush.
- **Savanna-** A type of tropical grassland with scattered trees.



Learning Objectives

1

Students will view pictures, listen to sounds, and gather information from the National Geographic website to learn how the coats of big cats; lions, tigers, and leopards, help them survive in their habitats.

2

Students will then illustrate a coat for humans that will help them camouflage in a habitat. The students will add patterns and features to make the best coat for humans!

Let's take a look!

1

Click Me!

<https://www.nationalgeographic.com/animals/photos/big-cats/#/462.jpg>

2

What did you see?

What kind of habitats were the cats in?

Did their coat help them camouflage ?

3

What ideas do you have?

Do you want to create a coat that will hide you from your mom when you need to clean your room? Or a coat that will keep you cozy in the winter?

Can you spot these cats?



This is a Jaguar taking a nice nap!



In the wild would you have seen the stripes of this tiger?



What about this lion! The coats of these cats really help them camouflage and preapre for an sneak attack!



Activity Time

Now it's your turn!


Now that we have looked at all these cats and the habitats they are apart of, it is your turn to create a coat for humans! Use your drawing paper, pencil and crayons to design a coat!

Maybe your's will have polka dots to camouflage in your blanket! Or maybe it will be dark to camouflage at night to scare your family! Get creative!



Watch Me!

Still need some inspiration for your coat? Or maybe you need help understanding camouflage. Check out this video by my friend Jessi!





Thank You

For Attending!

You did an amazing job! Now go share with the world the awesome coat you designed for humans!